

**TREASURER'S MONTHLY REPORT**


**January 31, 2020**


MINUTES OF COUNTY FINANCES  
TREASURER'S REPORT


IN THE MATTER OF COUNTY FINANCES  
IN THE HANDS OF RHEA MCGINNIS  
TREASURER OF STERLING COUNTY


COMMISSIONER'S COURT  
STERLING COUNTY, TEXAS  
IN REGULAR SESSION  
February Term 2020


IN ACCORDANCE with section 114.026, Local Government Code, we, the undersigned, constituting the entire Commissioner's Court of said County, certify that on the 10<sup>th</sup> day of February 2020, at the Regular term of Court, we compared and examined the monthly report of RHEA MCGINNIS, Treasurer of Sterling County, Texas for the month ending January 31, 2020 and finding the same correct, entered an order in the Minutes approving said Report, which states total cash and other assets on hand as: \$4,972,431.94.

  
Deborah H. Horwood, County Judge


  
John Ross Copeland, Commissioner Pct. 1

  
Edward J. Migulka, Jr., Commissioner Pct. 2

  
Tommy Wright, Jr., Commissioner Pct. 3

  
Reed Stewart, Commissioner Pct. 4

SWORN TO AND SUBSCRIBED BEFORE ME, by Deborah H. Horwood, County Judge, and County Commissioners of said Sterling County, each respectively, on this 10<sup>th</sup> day of February 2020.

  
Attest: Jerri L. McCutchen, County Clerk

ACT NUM ACCOUNT-TITLE ORIGINAL BUDGET-AMOUNT AMENDED BUDGET-AMOUNT ENCUMBERED YEAR-TO-DATE ACTIVITY YEAR-TO-DATE ACTIVITY MONTH-TO-DATE ACTIVITY MONTH-TO-DATE CURRENT BALANCE USED PCT  
 REPORTING FUND: 0010 GENERAL FUND EFFECTIVE MONTH - 01

0100 CASH ACCOUNTS  
 =====  
 0100 GF COMBINED FUNDS  
 0110 GF PAYROLL CLEARING 0.00 0.00 0.00  
 0120 GF MONEY MARKET 695,560.13- 41,372.84- 1,549,682.24  
 0210 CERTIFICATES OF DEPOSIT 0.00 0.00 1,800,000.00

CASH ACCOUNTS 695,560.13- 41,372.84- 3,349,682.24

0300 REVENUES

=====

|  |              |              |            |            |               |     |
|--|--------------|--------------|------------|------------|---------------|-----|
| 0100 AD VALOREM TAXES                  | 3,291,915.00 | 3,291,915.00 | 319,668.77 | 187,696.73 | 2,972,246.23  | 10  |
| 0110 DELINQUENT TAXES                  | 6,657.00     | 6,657.00     | 2,262.37   | 443.16     | 4,394.63      | 34  |
| 0120 PENALTY & INTEREST                | 4,500.00     | 4,500.00     | 807.76     | 110.98     | 3,692.24      | 18  |
| 0130 CO. JUDGE & CO. ATTORNEY          | 600.00       | 600.00       | 169.01     | 0.00       | 430.99        | 28  |
| 0135 PRETRIAL INTERVENTION FEES        | 2,000.00     | 2,000.00     | 4,500.00   | 1,500.00   | 2,500.00+ 225 | 225 |
| 0140 COUNTY & DISTRICT CLERK           | 40,000.00    | 40,000.00    | 8,497.76   | 1,377.20   | 31,502.24     | 21  |
| 0150 TAX ASSR/COLL FEES                | 24,000.00    | 24,000.00    | 11,353.15  | 7,446.31   | 12,646.85     | 47  |
| 0155 SHERIFF'S FEES                    | 2,000.00     | 2,000.00     | 672.47     | 154.00     | 1,327.53      | 34  |
| 0160 J. P. FINES                       | 225,000.00   | 225,000.00   | 96,288.35  | 26,330.30  | 128,711.65    | 43  |
| 0170 COLD DRINK RECEIPTS               | 0.00         | 0.00         | 0.00       | 0.00       | 0.00          | 0   |
| 0180 NRCS RENT                         | 2,400.00     | 2,400.00     | 800.00     | 200.00     | 1,600.00      | 33  |
| 0190 FINES & TRIAL FEES                | 23,000.00    | 23,000.00    | 2,956.37   | 674.47     | 20,043.63     | 13  |
| 0200 LAW LIBRARY FEES                  | 750.00       | 750.00       | 595.00     | 0.00       | 155.00        | 79  |
| 0210 INTEREST                          | 40,000.00    | 40,000.00    | 8,572.70   | 1,468.66   | 31,427.30     | 21  |
| 0220 COMDATA FUEL REIMB.               | 1,000.00     | 1,000.00     | 255.42     | 0.00       | 744.58        | 26  |
| 0225 EMS REVENUE                       | 75,000.00    | 75,000.00    | 31,825.91  | 9,387.80   | 43,174.09     | 42  |
| 0260 OTHER                             | 55,000.00    | 55,000.00    | 43,483.10  | 11,601.00  | 11,516.90     | 79  |
| 0320 TRANSFERS FROM STATE TRST         | 27,000.00    | 27,000.00    | 26,437.82  | 15,026.10  | 562.18        | 98  |
| 0322 CLINIC REVENUE                    | 148,500.00   | 148,500.00   | 44,529.64  | 11,892.22  | 103,970.36    | 30  |
| 0324 WELLNESS INCENTIVE                | 0.00         | 0.00         | 0.00       | 0.00       | 0.00          | 0   |
| 0325 SALARY SUPPLEMENTS                | 48,534.00    | 48,534.00    | 10,050.00  | 0.00       | 38,484.00     | 21  |
| 0326 TAX A/C OFFICE EXP REIMBURSEMENTS | 9,000.00     | 9,000.00     | 0.00       | 0.00       | 9,000.00      | 00  |
| 0327 VAN DRIVER WAGE REIMBURSEMENTS    | 0.00         | 0.00         | 0.00       | 0.00       | 0.00          | 00  |
| 0328 LEOSE GRANTS                      | 1,000.00     | 1,000.00     | 0.00       | 0.00       | 1,000.00      | 00  |
| 0329 TOBACCO SETTLEMENT PROCEEDS       | 23,708.00    | 23,708.00    | 0.00       | 0.00       | 23,708.00     | 00  |
| 0330 GRANTS                            | 147,100.00   | 147,100.00   | 98,500.00  | 10,500.00  | 48,600.00     | 67  |
| 0331 JP ADMINISTRATIVE FEES            | 64,700.00    | 64,700.00    | 29,610.12  | 7,270.93   | 35,089.88     | 46  |
| 0334 JP CHILD SAFETY FUND              | 2,300.00     | 2,300.00     | 1,406.65   | 330.31     | 893.35        | 61  |
| 0335 MENTAL HEALTH OFFICER SUPPLEMENTS | 12,000.00    | 12,000.00    | 3,000.00   | 0.00       | 9,000.00      | 25  |
| 0336 LEGAL FEE REIMB.                  | 0.00         | 0.00         | 0.00       | 0.00       | 0.00          | 00  |
| 0337 DEFERRAL YEAR PAYMENT             | 50,000.00    | 50,000.00    | 50,000.00  | 0.00       | 0.00          | 100 |
| 0338 NURSING HOME T.C.D.R.S. PORTION   | 96,314.00    | 96,314.00    | 29,862.85  | 7,080.38   | 66,451.15     | 31  |
| REVENUES                               | 4,423,978.00 | 4,423,978.00 | 826,105.22 | 300,490.55 | 3,597,872.78  | 19  |

0400 COUNTY JUDGE

=====

|                           |           |           |           |          |           |    |
|---------------------------|-----------|-----------|-----------|----------|-----------|----|
| 0101 SALARY               | 51,921.00 | 51,921.00 | 17,307.00 | 4,326.75 | 34,614.00 | 33 |
| 0102 SALARY SUPPLEMENT    | 25,200.00 | 25,200.00 | 9,511.11  | 1,961.11 | 15,688.89 | 38 |
| 0108 EMC SALARY           | 0.00      | 0.00      | 0.00      | 0.00     | 0.00      | 00 |
| 0111 CELL PHONE ALLOWANCE | 600.00    | 600.00    | 200.00    | 50.00    | 400.00    | 33 |
| 0201 SOCIAL SECURITY      | 5,947.00  | 5,947.00  | 2,066.87  | 484.85   | 3,880.13  | 35 |
| 0203 RETIREMENT           | 5,915.00  | 5,915.00  | 1,978.10  | 491.18   | 3,936.90  | 33 |
| 0310 OFFICE EXPENSE       | 3,000.00  | 3,000.00  | 403.92    | 90.96    | 2,596.08  | 13 |

ACT NUM ACCOUNT-TITLE ORIGINAL BUDGET-AMOUNT AMENDED BUDGET-AMOUNT ENCUMBERED YEAR-TO-DATE ACTIVITY YEAR-TO-DATE ACTIVITY MONTH-TO-DATE CURRENT BALANCE USED PCT  
 REPORTING FUND: 0010 GENERAL FUND EFFECTIVE MONTH - 01

0427 TRAVEL EXPENSE 5,000.00 5,000.00 0.00 305.00 0.00 4,695.00 06  
 COUNTY JUDGE 97,583.00 97,583.00 0.00 31,772.00 7,404.85 65,811.00 33

0403 COUNTY AND DISTRICT CLERK  
 =====

0101 SALARY 51,921.00 51,921.00 0.00 17,307.00 4,326.75 34,614.00 33  
 0104 CHIEF DEPUTY'S SALARY 32,782.00 32,782.00 0.00 10,927.32 2,731.83 21,854.68 33  
 0105 DEPUTY'S SALARY 20,600.00 20,600.00 0.00 6,415.88 1,728.00 14,184.12 31  
 0108 PART TIME DEPUTY 20,600.00 20,600.00 0.00 6,264.01 1,495.13 14,335.99 30  
 0201 SOCIAL SECURITY 9,633.00 9,633.00 0.00 3,129.96 786.56 6,503.04 32  
 0203 RETIREMENT 9,582.00 9,582.00 0.00 2,999.31 796.83 6,582.69 31  
 0310 OFFICE EXPENSE 14,000.00 14,000.00 0.00 6,521.30 952.16 7,478.70 47  
 0427 TRAVEL EXPENSE 5,000.00 5,000.00 0.00 1,462.71 0.00 3,537.29 29  
 0476 VOTER REGISTRATION EXP. 250.00 250.00 0.00 0.00 0.00 250.00 00  
 COUNTY AND DISTRICT CLERK 164,368.00 164,368.00 0.00 55,027.49 12,817.26 109,340.51 33

0409 NON-DEPARTMENTAL  
 =====

0111 VAN DRIVER WAGES 16,500.00 16,500.00 0.00 4,559.68 1,139.92 11,940.32 28  
 0201 SOCIAL SECURITY 0.00 0.00 0.00 0.00 0.00 0.00 00  
 0202 HEALTH & LIFE INS. 210,782.00 210,782.00 0.00 75,126.13 15,124.04 135,655.87 36  
 0203 RETIREMENT 0.00 0.00 0.00 0.00 0.00 0.00 00  
 0331 XEROX EXPENSE 5,000.00 5,000.00 0.00 1,707.69 719.62 3,292.31 34  
 0332 MISC. SUPPLIES 600.00 600.00 0.00 183.57 7.50 416.43 31  
 0334 COLD DRINK PURCHASES 0.00 0.00 0.00 0.00 0.00 0.00 00  
 0403 AUDIT 24,000.00 24,000.00 0.00 0.00 0.00 24,000.00 00  
 0405 INDIGENT HEALTH CARE 86,756.00 86,756.00 0.00 12,817.53 3,494.10 73,938.47 15  
 0406 APPRAISAL DISTRICT 72,000.00 72,000.00 0.00 38,420.82 17,712.94 33,579.18 53  
 0420 TELEPHONE-DATA PHONE 39,000.00 39,000.00 0.00 7,883.70 1,932.51 31,116.30 20  
 0421 FIRE DEPT EXPENSE 50,000.00 50,000.00 0.00 4,474.48 292.11 45,525.52 09  
 0423 LEGAL NOTICES 2,000.00 2,000.00 0.00 0.00 0.00 2,000.00 00  
 0424 LIBRARY SUPPLIES 5,150.00 5,150.00 0.00 5,150.00 0.00 0.00 100  
 0471 HISTORICAL COMMISSION 0.00 0.00 0.00 0.00 0.00 0.00 00  
 0481 DUES, FEES & PUBLICATIONS 7,500.00 7,500.00 0.00 1,956.50 975.00 5,543.50 26  
 0482 INSURANCE AND BONDS 73,000.00 73,000.00 0.00 140.00 0.00 72,860.00 00  
 0483 UNEMPLOYMENT CLAIMS 6,000.00 6,000.00 0.00 0.00 0.00 6,000.00 00  
 0484 ELECTION EXPENSES 22,500.00 22,500.00 0.00 12,388.53 15.55 10,111.47 55  
 0485 CHILD WELFARE BOARD 2,000.00 2,000.00 0.00 2,000.00 0.00 0.00 100  
 0486 RECREATION 5,000.00 5,000.00 0.00 0.00 0.00 5,000.00 00  
 0487 SENIOR CENTER EXPENSE 37,400.00 37,400.00 0.00 12,466.64 3,116.66 24,933.36 33  
 0488 CVCA EXPENSE 1,000.00 1,000.00 0.00 0.00 0.00 1,000.00 00  
 0489 MISC GEN CO GOVT. 56,800.00 56,800.00 0.00 4,542.90 658.36 52,257.10 08  
 0490 CLINIC EXPENSE 0.00 0.00 0.00 0.00 0.00 0.00 00  
 0491 911 EXPENSE 18,000.00 18,000.00 0.00 6,000.00 1,500.00 12,000.00 33  
 0492 SEASONAL DECORATIONS 0.00 0.00 0.00 0.00 0.00 0.00 00  
 0493 CLINIC MAINTENANCE 3,000.00 3,000.00 0.00 0.00 0.00 3,000.00 00  
 0494 EMERGENCY MGT-TRAINING 2,400.00 2,400.00 0.00 0.00 0.00 2,400.00 00  
 0496 NURSING HOME T.C.D.R.S. EXPENSE 95,000.00 95,000.00 0.00 29,862.85 7,080.38 65,137.15 31  
 0497 EMERGENCY EQUIPMENT 0.00 0.00 0.00 0.00 0.00 0.00 00  
 0498 GRANT EXPENDITURES 147,100.00 147,100.00 0.00 5,597.00 0.00 141,503.00 04  
 0499 LEGAL SERVICES 35,000.00 35,000.00 0.00 0.00 0.00 35,000.00 00  
 0574 CAPITAL OUTLAY 623,000.00 623,000.00 0.00 330,000.00 0.00 293,000.00 53

| ACT | ACCOUNT-TITLE | BUDGET-AMOUNT | AMENDED BUDGET-AMOUNT | ENCUMBERED YEAR-TO-DATE | ACTIVITY YEAR-TO-DATE | ACTIVITY MONTH-TO-DATE | CURRENT BALANCE | USED PCT |
|-----|---------------|---------------|-----------------------|-------------------------|-----------------------|------------------------|-----------------|----------|
|-----|---------------|---------------|-----------------------|-------------------------|-----------------------|------------------------|-----------------|----------|

REPORTING FUND: 0010 GENERAL FUND EFFECTIVE MONTH - 01

| NON-DEPARTMENTAL |                      | 1,646,488.00 | 1,646,488.00 | 0.00 | 555,278.02 | 53,768.69 | 1,091,209.98 | 34 |
|------------------|----------------------|--------------|--------------|------|------------|-----------|--------------|----|
| 0455             | JUSTICE OF THE PEACE |              |              |      |            |           |              |    |
| =====            |                      |              |              |      |            |           |              |    |
| 0101             | SALARY               | 51,921.00    | 51,921.00    | 0.00 | 17,307.00  | 4,326.75  | 34,614.00    | 33 |
| 0105             | SECRETARY'S SALARY   | 32,782.00    | 32,782.00    | 0.00 | 10,419.06  | 2,696.37  | 22,362.94    | 32 |
| 0106             | SECRETARY APPT. J.P. | 0.00         | 0.00         | 0.00 | 0.00       | 0.00      | 0.00         |    |
| 0108             | PART TIME WAGES      | 0.00         | 0.00         | 0.00 | 0.00       | 0.00      | 0.00         |    |
| 0111             | CELL PHONE ALLOWANCE | 1,200.00     | 1,200.00     | 0.00 | 400.00     | 100.00    | 800.00       | 33 |
| 0201             | SOCIAL SECURITY      | 6,573.00     | 6,573.00     | 0.00 | 2,151.62   | 544.90    | 4,421.38     | 33 |
| 0203             | RETIREMENT           | 6,538.00     | 6,538.00     | 0.00 | 2,062.14   | 552.04    | 4,475.86     | 32 |
| 0310             | OFFICE EXPENSE       | 5,000.00     | 5,000.00     | 0.00 | 2,590.30   | 640.27    | 2,409.70     | 52 |
| 0427             | TRAVEL EXPENSE       | 4,000.00     | 4,000.00     | 0.00 | 742.30     | 427.30    | 3,257.70     | 19 |
| -----            |                      |              |              |      |            |           |              |    |
|                  | JUSTICE OF THE PEACE | 108,014.00   | 108,014.00   | 0.00 | 35,672.42  | 9,287.63  | 72,341.58    | 33 |

| 0475 COUNTY ATTORNEY |                               | 93,431.00 | 93,431.00 | 0.00 | 30,687.66 | 7,402.31 | 62,743.34 | 33 |
|----------------------|-------------------------------|-----------|-----------|------|-----------|----------|-----------|----|
| =====                |                               |           |           |      |           |          |           |    |
| 0101                 | SALARY                        | 51,921.00 | 51,921.00 | 0.00 | 17,307.00 | 4,326.75 | 34,614.00 | 33 |
| 0102                 | SALARY SUPPLEMENT             | 23,334.00 | 23,334.00 | 0.00 | 7,777.68  | 1,944.42 | 15,556.32 | 33 |
| 0201                 | SOCIAL SECURITY               | 5,758.00  | 5,758.00  | 0.00 | 1,918.96  | 479.74   | 3,839.04  | 33 |
| 0203                 | RETIREMENT                    | 5,728.00  | 5,728.00  | 0.00 | 1,838.72  | 486.02   | 3,889.28  | 32 |
| 0310                 | OFFICE EXPENSE                | 640.00    | 640.00    | 0.00 | 8.89      | 0.00     | 631.11    | 01 |
| 0427                 | TRAVEL EXPENSE                | 1,950.00  | 1,950.00  | 0.00 | 1,009.51  | 0.00     | 940.49    | 52 |
| 0430                 | PRETRIAL INTERVENTION PROGRAM | 2,000.00  | 2,000.00  | 0.00 | 0.00      | 0.00     | 2,000.00  | 00 |
| 0479                 | LAW LIBRARY EXPENSE           | 2,100.00  | 2,100.00  | 0.00 | 826.90    | 165.38   | 1,273.10  | 39 |
| -----                |                               |           |           |      |           |          |           |    |
|                      | COUNTY ATTORNEY               | 93,431.00 | 93,431.00 | 0.00 | 30,687.66 | 7,402.31 | 62,743.34 | 33 |

| 0497 COUNTY TREASURER |                     | 74,346.00 | 74,346.00 | 0.00 | 23,687.79 | 7,881.96 | 50,658.21 | 32 |
|-----------------------|---------------------|-----------|-----------|------|-----------|----------|-----------|----|
| =====                 |                     |           |           |      |           |          |           |    |
| 0101                  | SALARY              | 51,921.00 | 51,921.00 | 0.00 | 17,307.00 | 4,326.75 | 34,614.00 | 33 |
| 0104                  | ASSISTANT TREASURER | 0.00      | 0.00      | 0.00 | 0.00      | 0.00     | 0.00      |    |
| 0108                  | PART TIME WAGES     | 0.00      | 0.00      | 0.00 | 0.00      | 0.00     | 0.00      |    |
| 0201                  | SOCIAL SECURITY     | 3,973.00  | 3,973.00  | 0.00 | 1,324.00  | 331.00   | 2,649.00  | 33 |
| 0203                  | RETIREMENT          | 3,952.00  | 3,952.00  | 0.00 | 1,268.59  | 335.32   | 2,683.41  | 32 |
| 0310                  | OFFICE EXPENSE      | 7,500.00  | 7,500.00  | 0.00 | 3,190.62  | 2,888.89 | 4,309.38  | 43 |
| 0427                  | TRAVEL EXPENSE      | 7,000.00  | 7,000.00  | 0.00 | 597.58    | 0.00     | 6,402.42  | 09 |
| -----                 |                     |           |           |      |           |          |           |    |
|                       | COUNTY TREASURER    | 74,346.00 | 74,346.00 | 0.00 | 23,687.79 | 7,881.96 | 50,658.21 | 32 |

| 0499 COUNTY TAX ASSR/COLLECTOR |                           | 109,388.00 | 109,388.00 | 0.00 | 31,513.32 | 6,937.78 | 77,874.68 | 29 |
|--------------------------------|---------------------------|------------|------------|------|-----------|----------|-----------|----|
| =====                          |                           |            |            |      |           |          |           |    |
| 0101                           | SALARY                    | 51,921.00  | 51,921.00  | 0.00 | 17,307.00 | 4,326.75 | 34,614.00 | 33 |
| 0108                           | PART TIME WAGES           | 22,247.00  | 22,247.00  | 0.00 | 5,800.44  | 1,685.19 | 16,446.56 | 26 |
| 0201                           | SOCIAL SECURITY           | 5,675.00   | 5,675.00   | 0.00 | 1,767.75  | 459.92   | 3,907.25  | 31 |
| 0203                           | RETIREMENT                | 5,645.00   | 5,645.00   | 0.00 | 1,695.07  | 465.92   | 3,949.93  | 30 |
| 0310                           | OFFICE EXPENSE            | 20,900.00  | 20,900.00  | 0.00 | 4,913.06  | 0.00     | 15,986.94 | 24 |
| 0427                           | TRAVEL EXPENSE            | 3,000.00   | 3,000.00   | 0.00 | 30.00     | 0.00     | 2,970.00  | 01 |
| -----                          |                           |            |            |      |           |          |           |    |
|                                | COUNTY TAX ASSR/COLLECTOR | 109,388.00 | 109,388.00 | 0.00 | 31,513.32 | 6,937.78 | 77,874.68 | 29 |

| 0510 COUNTY BLDGS. OPERATIONS |                  | 15,149.00 | 15,149.00 | 0.00 | 3,110.86 | 1,242.69 | 12,038.14 | 21 |
|-------------------------------|------------------|-----------|-----------|------|----------|----------|-----------|----|
| =====                         |                  |           |           |      |          |          |           |    |
| 0106                          | LIBRARIAN SALARY | 15,149.00 | 15,149.00 | 0.00 | 3,110.86 | 1,242.69 | 12,038.14 | 21 |

REPORTING FUND: 0010 GENERAL FUND EFFECTIVE MONTH - 01

| ACT  | NUM | ACCOUNT-TITLE                  | BUDGET-AMOUNT | AMENDED BUDGET-AMOUNT | ENCUMBERED YEAR-TO-DATE | ACTIVITY YEAR-TO-DATE | ACTIVITY MONTH-TO-DATE | CURRENT BALANCE | USED PCT |
|------|-----|--------------------------------|---------------|-----------------------|-------------------------|-----------------------|------------------------|-----------------|----------|
| 0107 |     | LIBRARIAN WAGES                | 11,963.00     | 11,963.00             | 0.00                    | 3,588.85              | 826.00                 | 8,374.15        | 30       |
| 0108 |     | PART TIME WAGES                | 4,463.00      | 4,463.00              | 0.00                    | 1,977.00              | 0.00                   | 2,486.00        | 44       |
| 0115 |     | CUSTODIAN SALARY               | 39,420.00     | 39,420.00             | 0.00                    | 13,140.00             | 3,285.00               | 26,280.00       | 33       |
| 0119 |     | LIB./COMM.CTR. SUP. SALARY     | 0.00          | 0.00                  | 0.00                    | 0.00                  | 0.00                   | 0.00            |          |
| 0120 |     | COMM.CTR.HOSTESS SALARY        | 5,000.00      | 5,000.00              | 0.00                    | 1,666.64              | 416.66                 | 3,333.36        | 33       |
| 0201 |     | SOCIAL SECURITY                | 5,815.00      | 5,815.00              | 0.00                    | 1,751.75              | 441.43                 | 4,063.25        | 30       |
| 0203 |     | RETIREMENT                     | 5,784.00      | 5,784.00              | 0.00                    | 1,578.65              | 447.20                 | 4,205.35        | 27       |
| 0225 |     | IT-INFORMATION TECHNOLOGY      | 29,000.00     | 29,000.00             | 0.00                    | 9,645.96              | 2,411.49               | 19,354.04       | 33       |
| 0332 |     | SUPPLIES & MAINTENANCE         | 22,000.00     | 22,000.00             | 0.00                    | 5,878.32              | 1,221.01               | 16,121.68       | 27       |
| 0333 |     | MAINTENANCE & REPAIRS          | 30,000.00     | 30,000.00             | 0.00                    | 2,271.94              | 0.00                   | 27,728.06       | 08       |
| 0352 |     | COMM. CENTER EQUIP. & SUPPLIES | 0.00          | 0.00                  | 0.00                    | 0.00                  | 0.00                   | 0.00            |          |
| 0440 |     | UTILITIES                      | 38,500.00     | 38,500.00             | 0.00                    | 10,637.23             | 3,016.13               | 27,862.77       | 28       |
| 0574 |     | CAPITAL OUTLAY                 | 66,750.00     | 66,750.00             | 0.00                    | 45,978.25             | 0.00                   | 20,771.75       | 69       |
|      |     | COUNTY BLDGS. OPERATIONS       | 273,844.00    | 273,844.00            | 0.00                    | 101,225.45            | 13,307.61              | 172,618.55      | 37       |

| ACT  | NUM | ACCOUNT-TITLE             | BUDGET-AMOUNT | AMENDED BUDGET-AMOUNT | ENCUMBERED YEAR-TO-DATE | ACTIVITY YEAR-TO-DATE | ACTIVITY MONTH-TO-DATE | CURRENT BALANCE | USED PCT |
|------|-----|---------------------------|---------------|-----------------------|-------------------------|-----------------------|------------------------|-----------------|----------|
| 0516 |     | NURSING HOME OPERATIONS   | 812,033.00    | 812,033.00            | 0.00                    | 196,999.13            | 123,856.13             | 615,033.87      | 24       |
| 0203 |     | RETIREMENT                | 113,000.00    | 113,000.00            | 0.00                    | 30,673.41             | 7,272.56               | 82,326.59       | 27       |
| 0204 |     | INSURANCE                 | 0.00          | 0.00                  | 0.00                    | 0.00                  | 0.00                   | 0.00            |          |
| 0205 |     | WORKERS' COMPENSATION INS | 48,000.00     | 48,000.00             | 0.00                    | 0.00                  | 0.00                   | 48,000.00       | 00       |
| 0206 |     | WC/GL CLAIMS & FEES       | 39,000.00     | 39,000.00             | 0.00                    | 0.00                  | 0.00                   | 39,000.00       | 00       |
| 0207 |     | PROPERTY INSURANCE        | 20,000.00     | 20,000.00             | 0.00                    | 0.00                  | 0.00                   | 20,000.00       | 00       |
| 0332 |     | MAINTENANCE               | 382,633.00    | 382,633.00            | 0.00                    | 100,000.00            | 100,000.00             | 282,633.00      | 26       |
| 0407 |     | MANAGING CONSULTANT       | 195,000.00    | 195,000.00            | 0.00                    | 65,000.00             | 16,250.00              | 130,000.00      | 33       |
| 0420 |     | TELEPHONE                 | 4,400.00      | 4,400.00              | 0.00                    | 1,325.72              | 333.57                 | 3,074.28        | 30       |
| 0495 |     | NH SAFETY PROGRAM         | 0.00          | 0.00                  | 0.00                    | 0.00                  | 0.00                   | 0.00            |          |
| 0574 |     | CAPITAL OUTLAY            | 10,000.00     | 10,000.00             | 0.00                    | 0.00                  | 0.00                   | 10,000.00       | 00       |

| ACT  | NUM | ACCOUNT-TITLE              | BUDGET-AMOUNT | AMENDED BUDGET-AMOUNT | ENCUMBERED YEAR-TO-DATE | ACTIVITY YEAR-TO-DATE | ACTIVITY MONTH-TO-DATE | CURRENT BALANCE | USED PCT |
|------|-----|----------------------------|---------------|-----------------------|-------------------------|-----------------------|------------------------|-----------------|----------|
| 0517 |     | EMS OPERATIONS             | 153,900.00    | 153,900.00            | 0.00                    | 49,125.00             | 11,925.00              | 104,775.00      | 32       |
| 0101 |     | SALARIES                   | 39,338.00     | 39,338.00             | 0.00                    | 13,112.68             | 3,278.17               | 26,225.32       | 33       |
| 0102 |     | OFFICE DIRECTOR            | 0.00          | 0.00                  | 0.00                    | 0.00                  | 0.00                   | 0.00            |          |
| 0103 |     | MEDICAL SUPERVISOR         | 0.00          | 0.00                  | 0.00                    | 0.00                  | 0.00                   | 0.00            |          |
| 0104 |     | EMT 1 SALARY               | 0.00          | 0.00                  | 0.00                    | 0.00                  | 0.00                   | 0.00            |          |
| 0105 |     | EMT 2 SALARY               | 0.00          | 0.00                  | 0.00                    | 0.00                  | 0.00                   | 0.00            |          |
| 0106 |     | EMT 3 SALARY               | 0.00          | 0.00                  | 0.00                    | 0.00                  | 0.00                   | 0.00            |          |
| 0201 |     | SOCIAL SECURITY            | 14,784.00     | 14,784.00             | 0.00                    | 4,541.11              | 1,166.87               | 10,242.89       | 31       |
| 0203 |     | RETIREMENT                 | 14,706.00     | 14,706.00             | 0.00                    | 4,574.73              | 1,182.12               | 10,131.27       | 31       |
| 0205 |     | MEDICAL DIRECTOR           | 4,800.00      | 4,800.00              | 0.00                    | 1,600.00              | 400.00                 | 3,200.00        | 33       |
| 0300 |     | BILLING COLLECTION SER.    | 8,500.00      | 8,500.00              | 0.00                    | 2,238.92              | 568.25                 | 6,261.08        | 26       |
| 0310 |     | OFFICE EXPENSE             | 4,000.00      | 4,000.00              | 0.00                    | 1,154.25              | 155.21                 | 2,845.75        | 29       |
| 0315 |     | MEDICAL SUPPLIES           | 10,000.00     | 10,000.00             | 0.00                    | 3,945.55              | 641.24                 | 6,054.45        | 39       |
| 0352 |     | EQUIP. PURCHASES & REPAIRS | 5,000.00      | 5,000.00              | 0.00                    | 1,407.37              | 484.99                 | 3,592.63        | 28       |
| 0403 |     | AUDIT                      | 0.00          | 0.00                  | 0.00                    | 0.00                  | 0.00                   | 0.00            |          |
| 0420 |     | TELEPHONE                  | 4,088.00      | 4,088.00              | 0.00                    | 1,237.88              | 310.64                 | 2,850.12        | 30       |
| 0425 |     | VEHICLE EXPENSE            | 9,000.00      | 9,000.00              | 0.00                    | 1,876.00              | 379.08                 | 7,124.00        | 21       |
| 0426 |     | TRAVEL                     | 1,500.00      | 1,500.00              | 0.00                    | 0.00                  | 0.00                   | 1,500.00        | 00       |
| 0427 |     | EDUCATION                  | 2,500.00      | 2,500.00              | 0.00                    | 975.00                | 0.00                   | 1,525.00        | 39       |
| 0481 |     | EMT LICENSES               | 870.00        | 870.00                | 0.00                    | 0.00                  | 0.00                   | 870.00          | 00       |
| 0488 |     | CV-RAC                     | 800.00        | 800.00                | 0.00                    | 0.00                  | 0.00                   | 800.00          | 00       |
| 0574 |     | CAPITAL OUTLAY             | 20,000.00     | 20,000.00             | 0.00                    | 17,100.00             | 0.00                   | 2,900.00        | 86       |

ACT ACCOUNT-TITLE ORIGINAL BUDGET-AMOUNT AMENDED BUDGET-AMOUNT ENCUMBERED YEAR-TO-DATE ACTIVITY YEAR-TO-DATE ACTIVITY MONTH-TO-DATE CURRENT BALANCE USED PCT  
 REPORTING FUND: 0010 GENERAL FUND EFFECTIVE MONTH - 01

EMS OPERATIONS 293,786.00 293,786.00 0.00 102,888.49 20,491.57 190,897.51 35

0519 FAMILY CLINIC

|               |                         |            |            |        |            |           |            |     |
|---------------|-------------------------|------------|------------|--------|------------|-----------|------------|-----|
| 0101          | FNP SALARY              | 149,968.00 | 149,968.00 | 0.00   | 49,989.36  | 12,497.33 | 99,978.64  | 33  |
| 0104          | RN SALARY               | 36,421.00  | 36,421.00  | 0.00   | 11,676.30  | 2,873.11  | 24,744.70  | 32  |
| 0105          | OFFICE MANAGER          | 0.00       | 0.00       | 0.00   | 0.00       | 0.00      | 0.00       |     |
| 0106          | PART TIME SALARY        | 22,620.00  | 22,620.00  | 0.00   | 6,806.25   | 1,807.50  | 15,813.75  | 30  |
| 0107          | CONTRACT NURSE          | 27,934.00  | 27,934.00  | 112.50 | 6,011.55   | 1,490.45  | 21,809.95  | 22  |
| 0201          | SOCIAL SECURITY         | 15,990.00  | 15,990.00  | 0.00   | 3,824.74   | 1,314.13  | 12,165.26  | 24  |
| 0203          | RETIREMENT              | 15,907.00  | 15,907.00  | 0.00   | 5,019.32   | 1,331.31  | 10,887.68  | 32  |
| 0205          | MEDICAL DIRECTOR        | 24,000.00  | 24,000.00  | 0.00   | 10,000.00  | 2,000.00  | 14,000.00  | 42  |
| 0300          | BILLING COLLECTION SER. | 13,500.00  | 13,500.00  | 0.00   | 0.00       | 0.00      | 13,500.00  | 00  |
| 0310          | OFFICE EXPENSE          | 11,520.00  | 13,791.12  | 0.00   | 6,105.97   | 970.17    | 7,665.15   | 44  |
| 0315          | MEDICAL SUPPLIES        | 30,480.00  | 28,208.88  | 0.00   | 8,993.50   | 1,135.41  | 19,215.38  | 32  |
| 0407          | MANAGING CONSULTANT     | 50,000.00  | 50,000.00  | 0.00   | 16,666.64  | 4,166.66  | 33,333.36  | 33  |
| 0420          | TELEPHONE               | 4,675.00   | 4,638.60   | 0.00   | 1,242.34   | 226.90    | 3,396.26   | 27  |
| 0427          | TRAVEL EXPENSE          | 734.00     | 734.00     | 0.00   | 167.25     | 167.25    | 566.75     | 23  |
| 0481          | PROFESSIONAL LICENSING  | 642.00     | 642.00     | 0.00   | 0.00       | 0.00      | 642.00     | 00  |
| 0482          | INSURANCE               | 3,500.00   | 3,536.40   | 0.00   | 3,536.40   | 0.00      | 0.00       | 100 |
| 0494          | EDUCATION               | 1,466.00   | 1,466.00   | 0.00   | 0.00       | 0.00      | 1,466.00   | 00  |
| 0508          | LAB EXPENSES            | 5,000.00   | 5,000.00   | 0.00   | 2,754.66   | 541.93    | 2,245.34   | 55  |
| 0509          | BENEFIT PACKAGE         | 0.00       | 0.00       | 0.00   | 0.00       | 0.00      | 0.00       |     |
| FAMILY CLINIC |                         | 414,357.00 | 414,357.00 | 112.50 | 132,794.28 | 30,522.15 | 281,450.22 | 32  |

0565 COUNTY SHERIFF

|                |                           |            |            |      |            |           |            |    |
|----------------|---------------------------|------------|------------|------|------------|-----------|------------|----|
| 0101           | SALARY                    | 51,921.00  | 51,921.00  | 0.00 | 17,307.00  | 4,326.75  | 34,614.00  | 33 |
| 0102           | NMHR SALARY SUPPLEMENT    | 12,000.00  | 12,000.00  | 0.00 | 4,000.00   | 1,000.00  | 8,000.00   | 33 |
| 0103           | HOLIDAY PAY               | 4,109.00   | 4,109.00   | 0.00 | 2,413.52   | 695.84    | 1,695.48   | 59 |
| 0104           | DEPUTY SHERIFF'S SALARIES | 0.00       | 0.00       | 0.00 | 0.00       | 0.00      | 0.00       |    |
| 0105           | DEPUTY 1 SALARY           | 48,812.00  | 48,812.00  | 0.00 | 16,270.64  | 4,067.66  | 32,541.36  | 33 |
| 0106           | DEPUTY 2 SALARY           | 45,841.00  | 45,841.00  | 0.00 | 15,280.32  | 3,820.08  | 30,560.68  | 33 |
| 0107           | DEPUTY 3 SALARY           | 45,841.00  | 45,841.00  | 0.00 | 15,280.32  | 3,820.08  | 30,560.68  | 33 |
| 0109           | DEPUTY 4 SALARY           | 45,841.00  | 45,841.00  | 0.00 | 15,280.32  | 3,820.08  | 30,560.68  | 33 |
| 0110           | SECRETARY                 | 0.00       | 0.00       | 0.00 | 0.00       | 0.00      | 0.00       |    |
| 0201           | SOCIAL SECURITY           | 19,157.00  | 19,157.00  | 0.00 | 6,566.21   | 1,648.62  | 12,590.79  | 34 |
| 0203           | RETIREMENT                | 19,056.00  | 19,056.00  | 0.00 | 6,292.01   | 1,670.17  | 12,763.99  | 33 |
| 0310           | OFFICE EXPENSE            | 7,500.00   | 7,500.00   | 0.00 | 3,146.27   | 1,901.07  | 4,353.73   | 42 |
| 0352           | EQUIP.PURCHASES & REPAIRS | 61,000.00  | 61,000.00  | 0.00 | 27,710.31  | 445.69    | 33,289.69  | 45 |
| 0353           | UNIFORMS                  | 3,000.00   | 3,000.00   | 0.00 | 39.99      | 0.00      | 2,960.01   | 01 |
| 0420           | TELEPHONE                 | 8,000.00   | 8,000.00   | 0.00 | 2,554.65   | 824.55    | 5,445.35   | 32 |
| 0425           | TRAVEL & CAR EXPENSE      | 42,000.00  | 42,000.00  | 0.00 | 14,653.81  | 3,297.26  | 27,346.19  | 35 |
| 0427           | SEMINARS & SCHOOLS        | 5,000.00   | 5,000.00   | 0.00 | 603.04     | 342.50    | 4,396.96   | 12 |
| 0475           | PRISONER UPKEEP           | 78,000.00  | 78,000.00  | 0.00 | 26,280.00  | 6,040.00  | 51,720.00  | 34 |
| 0500           | LE CVCOG REG. TRAINING    | 2,500.00   | 2,500.00   | 0.00 | 0.00       | 0.00      | 2,500.00   | 00 |
| 0501           | COPSYNC                   | 6,000.00   | 6,000.00   | 0.00 | 0.00       | 0.00      | 6,000.00   | 00 |
| 0574           | CAPITAL OUTLAY - CAR      | 44,000.00  | 44,000.00  | 0.00 | 656.98     | 0.00      | 43,343.02  | 01 |
| COUNTY SHERIFF |                           | 549,578.00 | 549,578.00 | 0.00 | 174,335.39 | 37,720.35 | 375,242.61 | 32 |

0665 COUNTY AGENT

|      |                    |           |           |      |          |        |          |    |
|------|--------------------|-----------|-----------|------|----------|--------|----------|----|
| 0105 | SECRETARY'S SALARY | 10,227.00 | 10,227.00 | 0.00 | 1,664.97 | 163.88 | 8,562.03 | 16 |
|------|--------------------|-----------|-----------|------|----------|--------|----------|----|

REPORTING FUND: 0010 GENERAL FUND  
 EFFECTIVE MONTH - 01

| ACT | NUM  | ACCOUNT-TITLE             | BUDGET-AMOUNT | AMENDED BUDGET-AMOUNT | ENCUMBERED YEAR-TO-DATE | ACTIVITY YEAR-TO-DATE | ACTIVITY MONTH-TO-DATE | CURRENT BALANCE | USED PCT |
|-----|------|---------------------------|---------------|-----------------------|-------------------------|-----------------------|------------------------|-----------------|----------|
|     | 0111 | CELL PHONE ALLOWANCE      | 600.00        | 600.00                | 0.00                    | 200.00                | 50.00                  | 400.00          | 33       |
|     | 0150 | AGENT'S SALARY            | 24,500.00     | 24,500.00             | 0.00                    | 8,166.68              | 2,041.67               | 16,333.32       | 33       |
|     | 0151 | HOME ECONOMICS AGENT SALA | 0.00          | 0.00                  | 0.00                    | 0.00                  | 0.00                   | 0.00            |          |
|     | 0201 | SOCIAL SECURITY           | 2,704.00      | 2,704.00              | 0.00                    | 767.41                | 172.55                 | 1,936.59        | 28       |
|     | 0203 | RETIREMENT                | 1,865.00      | 1,865.00              | 0.00                    | 120.63                | 12.70                  | 1,744.37        | 06       |
|     | 0310 | OFFICE EXPENSE            | 2,500.00      | 2,500.00              | 0.00                    | 138.62                | 66.93                  | 2,361.38        | 06       |
|     | 0312 | PROFESSIONAL DEVELOPMENT  | 1,500.00      | 1,500.00              | 0.00                    | 125.00                | 0.00                   | 1,375.00        | 08       |
|     | 0425 | CAR EXPENSE               | 10,000.00     | 10,000.00             | 0.00                    | 4,669.86              | 954.14                 | 5,330.14        | 47       |
|     | 0427 | HE TRAVEL EXPENSE         | 2,500.00      | 2,500.00              | 0.00                    | 2,500.00              | 0.00                   | 0.00            | 100      |
|     | 0499 | STOCK SHOW EXPENSE        | 10,000.00     | 10,000.00             | 0.00                    | 4,348.37              | 603.23                 | 5,651.63        | 43       |
|     | 0574 | CAPITAL OUTLAY-PICKUP     | 3,000.00      | 3,000.00              | 0.00                    | 1,482.37              | 0.00                   | 1,517.63        | 49       |
|     |      | COUNTY AGENT              | 69,396.00     | 69,396.00             | 0.00                    | 24,183.91             | 4,065.10               | 45,212.09       | 35       |

0695 TRAPPER EXPENSE

|  |      |                        |           |           |      |           |          |           |    |
|--|------|------------------------|-----------|-----------|------|-----------|----------|-----------|----|
|  | 0407 | ASSOCIATION ASSESSMENT | 76,800.00 | 76,800.00 | 0.00 | 25,600.00 | 6,400.00 | 51,200.00 | 33 |
|  |      | TRAPPER EXPENSE        | 76,800.00 | 76,800.00 | 0.00 | 25,600.00 | 6,400.00 | 51,200.00 | 33 |

GENERAL FUND

|  |  |                |              |              |        |              |            |              |    |
|--|--|----------------|--------------|--------------|--------|--------------|------------|--------------|----|
|  |  | INCOME TOTALS  | 4,423,978.00 | 4,423,978.00 |        | 826,105.22   | 300,490.55 | 3,597,872.78 | 19 |
|  |  | EXPENSE TOTALS | 4,783,412.00 | 4,783,412.00 | 112.50 | 1,521,665.35 | 341,863.39 | 3,261,634.15 | 32 |



ACT ACCOUNT-TITLE ORIGINAL BUDGET-AMOUNT AMENDED BUDGET-AMOUNT ENCUMBERED YEAR-TO-DATE ACTIVITY YEAR-TO-DATE ACTIVITY MONTH-TO-DATE MONTH-TO-DATE CURRENT BALANCE USED PCT  
 -----  
 REPORTING FUND: 0014 JURY FUND EFFECTIVE MONTH - 01

0100 CASH ACCOUNTS  
 =====

0100 JURY COMBINED ACCOUNT 0.00 0.00 0.00  
 0110 JURY PAYROLL CLEARING 0.00 0.00 0.00  
 0140 JURY MONEY MARKET 6,381.12- 926.03- 110,574.02  
 0210 CERTIFICATES OF DEPOSIT 0.00 0.00 300,000.00

CASH ACCOUNTS  
 -----

6,381.12- 926.03- 410,574.02

0300 REVENUES  
 =====

0100 AD VALOREM TAXES 28,324.00 28,324.00 2,750.64 1,614.79 25,573.36 10  
 0110 DELINQUENT TAXES 89.00 89.00 19.73 3.92 69.27 22  
 0120 PENALTY & INTEREST 0.00 0.00 7.41 1.08 7.41+  
 0205 JURY FEES 90.00 90.00 0.00 0.00 90.00 00  
 0206 REIMB. JUROR SERVICE 100.00 100.00 0.00 0.00 100.00 00  
 0210 INTEREST 2,500.00 2,500.00 424.77 95.94 2,075.23 17  
 0270 COURT REPORTER FEES 342.00 342.00 195.00 0.00 147.00 57  
 0271 RESTITUTION, ATTY. FEES 3,700.00 3,700.00 399.97 0.00 3,300.03 11  
 0275 SALE OF IMPOUNDED ITEMS 0.00 0.00 0.00 0.00 0.00  
 0280 EXCESS CO. JUDGE SUPPLEMENT 200.00 200.00 138.36 0.00 61.64 69  
 0285 INDIGENT DEFENSE GRANT 6,310.00 6,310.00 0.00 0.00 6,310.00 00  
 0286 CRIME VICTIMS COMPENSATION 0.00 0.00 0.00 0.00 0.00  
 0300 TRANS. UNENCUMBERED FD. BAL. 0.00 0.00 0.00 0.00 0.00

REVENUES  
 -----

41,655.00 41,655.00 0.00 3,935.88 1,715.73 37,719.12 09

0465 JURY EXPENSE ACCOUNTS  
 =====

0101 D.A. SALARY 775.00 220.00 0.00 73.32 18.33 146.68 33  
 0102 DIST. JUDGE SALARY 220.00 220.00 0.00 73.32 18.33 146.68 33  
 0113 COURT REPORTER SALARY 1,530.00 1,530.00 0.00 309.84 77.46 1,220.16 20  
 0136 COURT INTERPRETER 510.00 510.00 0.00 150.00 0.00 360.00 29  
 0136 COURT OF APPEALS SALARY 75.00 75.00 0.00 0.00 75.00 00  
 0137 D A INVESTIGATOR 1,000.00 1,000.00 0.00 0.00 1,000.00 00  
 0138 7TH ADM.JUDICIAL REG. 193.00 193.00 0.00 192.25 0.75 100  
 0139 D.A. LEGAL ASSISTANT 2,300.00 2,300.00 0.00 0.00 2,300.00 00  
 0140 D.A. VICTIMS SERV. ASSISTANT 1,000.00 1,000.00 0.00 0.00 1,000.00 00  
 0141 D.A. SUPPLIES 1,000.00 1,000.00 0.00 0.00 1,000.00 00  
 0152 JUVENILE PROSECUTOR 970.00 970.00 0.00 0.00 970.00 00  
 0153 COURT ADMR. SALARY 545.00 545.00 0.00 181.68 45.42 363.32 33  
 0201 SOCIAL SECURITY 775.00 775.00 0.00 48.88 12.22 726.12 06  
 0203 RETIREMENT 117.00 117.00 0.00 22.71 6.00 94.29 19  
 0332 SUPPLIES 0.00 555.00 0.00 485.00 0.00 70.00 87  
 0400 COURT APP ATTORNEY FEES 20,000.00 20,000.00 0.00 8,150.00 2,250.00 11,850.00 41  
 0401 GRAND JURORS 1,000.00 1,000.00 0.00 630.00 214.00 370.00 63  
 0402 PETIT JURORS 2,700.00 2,700.00 0.00 0.00 2,700.00 00  
 0404 EXP. FOR COURT CASES 2,500.00 2,500.00 0.00 0.00 2,500.00 00  
 0408 PROBATION SYSTEM FEES 1,395.00 1,395.00 0.00 0.00 1,395.00 00  
 0427 PROBATE TRAINING 500.00 500.00 0.00 0.00 500.00 00  
 0480 JURY COMMISSIONERS 100.00 100.00 0.00 0.00 100.00 00  
 0492 JUVENILE DETENTION FEES 2,000.00 2,000.00 0.00 0.00 2,000.00 00  
 0493 PROBATION TELEPHONE 450.00 450.00 0.00 0.00 450.00 00  
 0500 STRAY 0.00 0.00 0.00 0.00 0.00 00

| ACT NUM   | ACCOUNT-TITLE         | ORIGINAL BUDGET-AMOUNT | AMENDED BUDGET-AMOUNT | ENCUMBERED YEAR-TO-DATE | ACTIVITY YEAR-TO-DATE | ACTIVITY MONTH-TO-DATE | CURRENT BALANCE | USED PCT |
|-----------|-----------------------|------------------------|-----------------------|-------------------------|-----------------------|------------------------|-----------------|----------|
| -----     |                       |                        |                       |                         |                       |                        |                 |          |
|           | REPORTING FUND: 0014  | JURY FUND              |                       |                         |                       | EFFECTIVE MONTH - 01   |                 |          |
|           | JURY EXPENSE ACCOUNTS | 41,655.00              | 41,655.00             | 0.00                    | 10,317.00             | 2,641.76               | 31,338.00       | 25       |
| JURY FUND |                       |                        |                       |                         |                       |                        |                 |          |
|           | INCOME TOTALS         | 41,655.00              | 41,655.00             |                         | 3,935.88              | 1,715.73               | 37,719.12       | 09       |
|           | EXPENSE TOTALS        | 41,655.00              | 41,655.00             | 0.00                    | 10,317.00             | 2,641.76               | 31,338.00       | 25       |

REPORTING FUND: 0015 ROAD & BRIDGE FUND  
 EFFECTIVE MONTH - 01

0100 CASH ACCOUNTS  
 =====

| ACT  | ACCOUNT-TITLE          | BUDGET-AMOUNT | AMENDED BUDGET-AMOUNT | ENCUMBERED YEAR-TO-DATE | ACTIVITY YEAR-TO-DATE | ACTIVITY MONTH-TO-DATE | CURRENT BALANCE | USED PCT |
|------|------------------------|---------------|-----------------------|-------------------------|-----------------------|------------------------|-----------------|----------|
| 0100 | R&B COMBINED ACCOUNT   |               |                       | 0.00                    | 0.00                  | 0.00                   | 0.00            |          |
| 0110 | R&B PAYROLL CLEARING   |               |                       | 0.00                    | 0.00                  | 0.00                   | 0.00            |          |
| 0150 | R&B MONEY MARKET       |               |                       | 72,783.09-              | 13,066.97             | 947,049.53             | 0.00            |          |
| 0210 | CERTIFICATE OF DEPOSIT |               |                       | 0.00                    | 0.00                  | 0.00                   | 0.00            |          |

CASH ACCOUNTS  
 -----

| ACT  | ACCOUNT-TITLE           | BUDGET-AMOUNT | AMENDED BUDGET-AMOUNT | ENCUMBERED YEAR-TO-DATE | ACTIVITY YEAR-TO-DATE | ACTIVITY MONTH-TO-DATE | CURRENT BALANCE | USED PCT |
|------|-------------------------|---------------|-----------------------|-------------------------|-----------------------|------------------------|-----------------|----------|
| 0300 | REVENUE ACCOUNTS        |               |                       | 0.00                    | 72,783.09-            | 13,066.97              | 947,049.53      |          |
| 0100 | AD VALOREM TAXES        | 571,442.00    | 571,442.00            | 0.00                    | 55,483.08             | 32,582.20              | 515,958.92      | 10       |
| 0110 | DELINQUENT TAXES        | 762.00        | 762.00                | 0.00                    | 387.89                | 76.93                  | 374.11          | 51       |
| 0120 | PENALTY & INTEREST      | 0.00          | 0.00                  | 0.00                    | 136.89                | 19.27                  | 136.89+         |          |
| 0210 | INTEREST                | 15,000.00     | 15,000.00             | 0.00                    | 3,641.87              | 827.69                 | 11,358.13       | 24       |
| 0220 | AUTOMOBILE REGISTRATION | 109,005.00    | 109,005.00            | 0.00                    | 23,499.84             | 10,131.57              | 85,505.16       | 22       |
| 0230 | ROAD & BRIDGE FEES      | 0.00          | 0.00                  | 0.00                    | 0.00                  | 0.00                   | 0.00            |          |
| 0240 | LATERAL ROAD FUNDS      | 6,875.00      | 6,875.00              | 0.00                    | 6,869.38              | 0.00                   | 5.62            | 100      |
| 0250 | LANDFILL RECEIPTS       | 1,100.00      | 1,100.00              | 0.00                    | 460.00                | 159.00                 | 640.00          | 42       |
| 0260 | OTHER                   | 25,000.00     | 25,000.00             | 0.00                    | 4,043.77              | 80.00                  | 20,956.23       | 16       |
| 0330 | GRANTS                  | 0.00          | 0.00                  | 0.00                    | 0.00                  | 0.00                   | 0.00            |          |
|      | REVENUE ACCOUNTS        | 729,184.00    | 729,184.00            | 0.00                    | 94,522.72             | 43,876.66              | 634,661.28      | 13       |

0611 ROAD & BRIDGE EXPENSES  
 =====

| ACT  | ACCOUNT-TITLE             | BUDGET-AMOUNT | AMENDED BUDGET-AMOUNT | ENCUMBERED YEAR-TO-DATE | ACTIVITY YEAR-TO-DATE | ACTIVITY MONTH-TO-DATE | CURRENT BALANCE | USED PCT |
|------|---------------------------|---------------|-----------------------|-------------------------|-----------------------|------------------------|-----------------|----------|
| 0101 | COMM. SALARIES            | 82,320.00     | 82,320.00             | 0.00                    | 27,440.00             | 6,860.00               | 54,880.00       | 33       |
| 0109 | ROAD FOREMAN SALARY       | 47,380.00     | 47,380.00             | 0.00                    | 15,793.36             | 3,948.34               | 31,586.64       | 33       |
| 0110 | LANDFILL SALARY           | 4,252.00      | 4,252.00              | 0.00                    | 1,308.16              | 408.80                 | 2,943.84        | 31       |
| 0111 | CELL PHONE ALLOWANCE      | 1,800.00      | 1,800.00              | 0.00                    | 575.00                | 125.00                 | 1,225.00        | 32       |
| 0114 | ROAD SALARY 1             | 43,470.00     | 43,470.00             | 0.00                    | 14,490.00             | 3,622.50               | 28,980.00       | 33       |
| 0115 | ROAD SALARY 2             | 32,782.00     | 32,782.00             | 0.00                    | 11,618.12             | 3,422.60               | 21,163.88       | 35       |
| 0201 | SOCIAL SECURITY           | 15,925.00     | 15,925.00             | 0.00                    | 5,448.85              | 1,406.66               | 10,476.15       | 34       |
| 0202 | GROUP HOSP INSURANCE      | 89,000.00     | 89,000.00             | 0.00                    | 31,818.87             | 5,648.32               | 57,181.13       | 36       |
| 0203 | RETIREMENT                | 16,135.00     | 16,135.00             | 0.00                    | 5,224.07              | 1,425.01               | 10,910.93       | 32       |
| 0320 | PERMIT & LANDFILL FEES    | 15,000.00     | 15,000.00             | 0.00                    | 6,502.50              | 773.56                 | 8,497.50        | 43       |
| 0330 | FUEL AND OIL              | 35,000.00     | 35,000.00             | 0.00                    | 5,130.65              | 1,420.14               | 29,869.35       | 15       |
| 0332 | SUPPLIES                  | 1,500.00      | 1,500.00              | 0.00                    | 1,488.69              | 0.00                   | 11.31           | 99       |
| 0350 | CO. BARN MAINT.& REPAIRS  | 12,890.00     | 12,890.00             | 0.00                    | 42.99                 | 0.00                   | 12,847.01       | 00       |
| 0420 | TELEPHONE                 | 2,250.00      | 2,250.00              | 0.00                    | 882.87                | 0.00                   | 1,367.13        | 39       |
| 0427 | TRAVEL EXPENSE            | 5,000.00      | 5,000.00              | 0.00                    | 493.00                | 0.00                   | 4,507.00        | 10       |
| 0440 | UTILITIES                 | 3,500.00      | 3,500.00              | 0.00                    | 1,658.79              | 564.02                 | 1,841.21        | 47       |
| 0451 | MACHINE PARTS & REPAIRS   | 55,000.00     | 55,000.00             | 0.00                    | 7,392.38              | 890.90                 | 47,607.62       | 13       |
| 0452 | ROAD MATERIALS & REPAIRS  | 140,000.00    | 140,000.00            | 0.00                    | 8,139.09              | 0.00                   | 131,860.91      | 06       |
| 0453 | PAVING COUNTY ROADS       | 0.00          | 0.00                  | 0.00                    | 0.00                  | 0.00                   | 0.00            |          |
| 0454 | EQUIPMENT LEASE           | 0.00          | 0.00                  | 0.00                    | 0.00                  | 0.00                   | 0.00            |          |
| 0478 | LATERAL ROAD FUNDS        | 6,880.00      | 6,880.00              | 0.00                    | 6,880.00              | 0.00                   | 0.00            | 100      |
| 0489 | MISCELLANEOUS EXP.        | 4,100.00      | 4,100.00              | 0.00                    | 454.42                | 72.50                  | 3,645.58        | 11       |
| 0494 | PROFESSIONAL SERVICES     | 15,000.00     | 15,000.00             | 0.00                    | 0.00                  | 0.00                   | 15,000.00       | 00       |
| 0500 | TXFR GRANT TO OTHER FUNDS | 0.00          | 0.00                  | 0.00                    | 0.00                  | 0.00                   | 0.00            |          |
| 0572 | CAPITAL OUTLAY            | 100,000.00    | 100,000.00            | 0.00                    | 14,524.00             | 0.00                   | 85,476.00       | 15       |
|      | ROAD & BRIDGE EXPENSES    | 729,184.00    | 729,184.00            | 0.00                    | 167,305.81            | 30,809.69              | 561,878.19      | 23       |

ROAD & BRIDGE FUND

| ACT                                     | NUM | ACCOUNT-TITLE  | ORIGINAL<br>BUDGET-AMOUNT | AMENDED<br>BUDGET-AMOUNT | ENCUMBERED<br>YEAR-TO-DATE | ACTIVITY<br>YEAR-TO-DATE | ACTIVITY<br>MONTH-TO-DATE | CURRENT USED<br>BALANCE | USED<br>PCT |
|---|-----|----------------|---------------------------|--------------------------|----------------------------|--------------------------|---------------------------|-------------------------|-------------|
| -----                                   |     |                |                           |                          |                            |                          |                           |                         |             |
| REPORTING FUND: 0015 ROAD & BRIDGE FUND |     |                | EFFECTIVE MONTH - 01      |                          |                            |                          |                           |                         |             |
|   |     | INCOME TOTALS  | 729,184.00                | 729,184.00               |                            | 94,522.72                | 43,876.66                 | 634,661.28              | 13          |
|   |     | EXPENSE TOTALS | 729,184.00                | 729,184.00               | 0.00                       | 167,305.81               | 30,809.69                 | 561,878.19              | 23          |

| ACT | ACCOUNT-TITLE | ORIGINAL<br>BUDGET-AMOUNT | AMENDED<br>BUDGET-AMOUNT | ENCUMBERED<br>YEAR-TO-DATE | ACTIVITY<br>YEAR-TO-DATE | ACTIVITY<br>MONTH-TO-DATE | ACTIVITY<br>MONTH-TO-DATE | CURRENT USED<br>BALANCE | USED<br>PCT |
|-----|---------------|---------------------------|--------------------------|----------------------------|--------------------------|---------------------------|---------------------------|-------------------------|-------------|
|-----|---------------|---------------------------|--------------------------|----------------------------|--------------------------|---------------------------|---------------------------|-------------------------|-------------|

0100 CASH ACCOUNTS

|      |                   |  |  |  |      |  |      |      |  |
|------|-------------------|--|--|--|------|--|------|------|--|
| 0100 | PC COMBINED FUNDS |  |  |  | 0.00 |  | 0.00 | 0.00 |  |
| 0140 | PC MONEY MARKET   |  |  |  | 0.00 |  | 0.00 | 0.00 |  |

CASH ACCOUNTS

|  |  |  |  |  |      |  |      |      |  |
|--|--|--|--|--|------|--|------|------|--|
|  |  |  |  |  | 0.00 |  | 0.00 | 0.00 |  |
|--|--|--|--|--|------|--|------|------|--|

0300 REVENUE

|      |                        |      |      |  |      |  |      |      |  |
|------|------------------------|------|------|--|------|--|------|------|--|
| 0210 | INTEREST               | 0.00 | 0.00 |  | 0.00 |  | 0.00 | 0.00 |  |
| 0215 | 2014 STERLING TAX NOTE | 0.00 | 0.00 |  | 0.00 |  | 0.00 | 0.00 |  |
| 0260 | OTHER                  | 0.00 | 0.00 |  | 0.00 |  | 0.00 | 0.00 |  |

REVENUE

|  |  |      |      |  |      |  |      |      |  |
|--|--|------|------|--|------|--|------|------|--|
|  |  | 0.00 | 0.00 |  | 0.00 |  | 0.00 | 0.00 |  |
|--|--|------|------|--|------|--|------|------|--|

0400 PROJECT CONSTRUCTION EXPENSE

|      |                     |      |      |  |      |  |      |      |  |
|------|---------------------|------|------|--|------|--|------|------|--|
| 0329 | CTIF-01-216         | 0.00 | 0.00 |  | 0.00 |  | 0.00 | 0.00 |  |
| 0352 | EQUIPMENT PURCHASES | 0.00 | 0.00 |  | 0.00 |  | 0.00 | 0.00 |  |
| 0452 | ROAD REPAIRS        | 0.00 | 0.00 |  | 0.00 |  | 0.00 | 0.00 |  |

PROJECT CONSTRUCTION EXPENSE

|  |  |      |      |  |      |  |      |      |  |
|--|--|------|------|--|------|--|------|------|--|
|  |  | 0.00 | 0.00 |  | 0.00 |  | 0.00 | 0.00 |  |
|--|--|------|------|--|------|--|------|------|--|

PROJECT CONSTRUCTION FUND

|  |                |      |      |  |      |  |      |      |  |
|--|----------------|------|------|--|------|--|------|------|--|
|  | INCOME TOTALS  | 0.00 | 0.00 |  | 0.00 |  | 0.00 | 0.00 |  |
|  | EXPENSE TOTALS | 0.00 | 0.00 |  | 0.00 |  | 0.00 | 0.00 |  |

EFFECTIVE MONTH - 01

ACT NUM ACCOUNT-TITLE ORIGINAL BUDGET-AMOUNT AMENDED BUDGET-AMOUNT ENCUMBERED YEAR-TO-DATE ACTIVITY YEAR-TO-DATE ACTIVITY YEAR-TO-DATE CURRENT USED BALANCE PCT  
 REPORTING FUND: 0029 INTEREST & SINKING FUND EFFECTIVE MONTH - 01

0100 CASH ACCOUNTS  
 =====  
 0100 I & S COMBINED FUNDS  
 0140 I & S MONEY MARKET  
 -----  
 CASH ACCOUNTS  
 -----  
 75,458.54 0.00 0.00 0.00 75,458.54 44,017.01 109,981.96  
 75,458.54 44,017.01 109,981.96

0300 REVENUE  
 =====  
 0100 AD VALOREM TAXES 767,185.00 767,185.00  
 0110 DELINQUENT TAXES 0.00 0.00  
 0120 PENALTY & INTEREST 0.00 0.00  
 0210 INTEREST 0.00 0.00  
 0215 ROUNDING AMOUNT 0.00 0.00  
 0216 TRFR FROM OTHER FUNDS 0.00 0.00  
 -----  
 REVENUE 767,185.00 767,185.00 0.00 75,458.54 44,017.01 691,726.46 10

0400 INTEREST & SINKING EXPENSE  
 =====  
 0260 OTHER 0.00 0.00  
 0398 DEBT SERVICE PAYMENT 767,185.00 767,185.00  
 -----  
 INTEREST & SINKING EXPENSE 767,185.00 767,185.00 0.00 0.00 0.00 767,185.00 00  
 -----  
 INTEREST & SINKING FUND  
 INCOME TOTALS 767,185.00 767,185.00 0.00 75,458.54 44,017.01 691,726.46 10  
 EXPENSE TOTALS 767,185.00 767,185.00 0.00 0.00 0.00 767,185.00 00

ACT ACCOUNT-TITLE ORIGINAL BUDGET-AMOUNT AMENDED BUDGET-AMOUNT ENCUMBERED YEAR-TO-DATE ACTIVITY YEAR-TO-DATE MONTH-TO-DATE ACTIVITY YEAR-TO-DATE MONTH-TO-DATE CURRENT USED BALANCE PCT  
 REPORTING FUND: 0090 STATE TRUST FUND EFFECTIVE MONTH - 01

0100 CASH ACCOUNTS  
 =====  
 0100 STF COMBINED FUNDS  
 0140 STATE TRUST MONEY MARKET 62,391.36- 81,685.45- 13,910.72 0.00  
 0185 STF SAVINGS ACCOUNT 0.00 0.00 0.00

CASH ACCOUNTS 62,391.36- 81,685.45- 13,910.72

0300 REVENUES  
 =====  
 0210 INTEREST 520.00 520.00 255.20 55.80 264.80 49  
 0300 C&D CLERK COURT COSTS 5,000.00 5,000.00 1,072.38 11.43 3,927.62 21  
 0310 JP COURT COSTS 280,000.00 280,000.00 145,748.88 43,196.39 134,251.12 52  
 0313 CIVIL FEES 3,600.00 3,600.00 2,362.00 5.40 1,238.00 66

REVENUES 289,120.00 289,120.00 149,438.46 43,269.02 139,681.54 52

0735 DISBURSEMENTS  
 =====  
 0735 STATE OF TEXAS 257,000.00 257,000.00 183,966.15 109,319.13 73,033.85 72  
 0736 COURT OF APPEALS 275.00 275.00 5.00 0.00 270.00 02  
 0740 TRANSFERS TO GENERAL FUND 27,000.00 27,000.00 26,437.82 15,026.10 562.18 98  
 0745 OMHIBASE SERVICES 4,845.00 4,845.00 1,420.85 609.24 3,424.15 29  
 DISBURSEMENTS 289,120.00 289,120.00 211,829.82 124,954.47 77,290.18 73  
 STATE TRUST FUND  
 INCOME TOTALS 289,120.00 289,120.00 149,438.46 43,269.02 139,681.54 52  
 EXPENSE TOTALS 289,120.00 289,120.00 211,829.82 124,954.47 77,290.18 73

ACT NUM ACCOUNT-TITLE ORIGINAL BUDGET-AMOUNT AMENDED BUDGET-AMOUNT ENCUMBERED YEAR-TO-DATE ACTIVITY YEAR-TO-DATE ACTIVITY YEAR-TO-DATE CURRENT USED BALANCE PCT  
 REPORTING FUND: 0092 RECORDS MANAGEMENT FUND EFFECTIVE MONTH - 01

0100 CASH ACCOUNTS  
 =====  
 0100 R/M COMBINED ACCOUNT 0.00 0.00 0.00  
 0190 R/M SAVINGS ACCOUNT 0.00 0.00 0.00  
 0195 R/M MONEY MARKET 936.47- 174.95 28,571.98  
 0210 CERTIFICATES OF DEPOSIT 0.00 0.00 0.00

CASH ACCOUNTS  
 -----  
 936.47- 174.95 28,571.98  
 -----  
 0300 REVENUES  
 =====  
 0210 INTEREST 5.00 5.00 107.67 24.64 102.67+ 153  
 0400 COUNTY CLERK FEES 6,295.00 6,295.00 1,710.00 430.00 4,585.00 27  
 0410 R/M COURT FEES 1,200.00 1,200.00 412.63 1.31 787.37 34  
 0411 DIST. COURT ARCHIVE FEE 0.00 0.00 0.00 0.00 0.00  
 0412 CO. CLERK RECORDS ARCHIVE FEE 0.00 0.00 0.00 0.00 0.00

REVENUES 7,500.00 7,500.00 0.00 2,230.30 455.95 5,269.70 30  
 -----  
 0800 R/M EXPENSE ACCOUNTS  
 =====  
 0800 MICROFILM RECORDS 4,000.00 4,000.00 1,661.92 0.00 2,338.08 42  
 0810 R/M SUPPLIES 3,500.00 3,500.00 1,504.85 281.00 1,995.15 43  
 0815 DIST. COURT REC. ARCHIVAL 0.00 0.00 0.00 0.00 0.00  
 0830 CO. CLERK RECORDS ARCHIVAL 0.00 0.00 0.00 0.00 0.00

R/M EXPENSE ACCOUNTS 7,500.00 7,500.00 0.00 3,166.77 281.00 4,333.23 42  
 -----  
 RECORDS MANAGEMENT FUND  
 INCOME TOTALS 7,500.00 7,500.00 0.00 2,230.30 455.95 5,269.70 30  
 EXPENSE TOTALS 7,500.00 7,500.00 0.00 3,166.77 281.00 4,333.23 42



ACT ACCOUNT-TITLE ORIGINAL BUDGET-AMOUNT AMENDED BUDGET-AMOUNT ENCUMBERED YEAR-TO-DATE ACTIVITY YEAR-TO-DATE ACTIVITY YEAR-TO-DATE CURRENT USED BALANCE PCT  
 REPORTING FUND: 0093 REPORTING FUND--SECURITY FUND EFFECTIVE MONTH - 01

0100 CASH ACCOUNTS  
 =====  
 0100 SEC COMBINED ACCOUNT 0.00 0.00 0.00  
 0110 SEC PAYROLL CLEARING 0.00 0.00 0.00  
 0140 SEC MONEY MARKET 24,123.16- 1,538.25 48,189.57  
 0210 CERTIFICATES OF DEPOSIT 0.00 0.00 20,000.00  
 CASH ACCOUNTS 24,123.16- 1,538.25 68,189.57

0300 REVENUES  
 =====  
 0140 COUNTY & DISTRICT CLERK 1,500.00 1,500.00 276.52 43.26 1,223.48 18  
 0160 J.P. FEES 14,000.00 14,000.00 5,540.20 1,622.93 8,459.80 40  
 0210 INTEREST 200.00 200.00 211.89 41.44 11.89+ 106  
 0300 TRANS. UNENCUMBERED PD. BAL. 30,000.00 30,000.00 0.00 0.00 30,000.00 00  
 REVENUES 45,700.00 45,700.00 6,028.61 1,707.63 39,671.39 13

0750 SECURITY EXPENSE ACCOUNTS  
 =====  
 0201 SOCIAL SECURITY 30.00 30.00 0.00 0.00 30.00 00  
 0750 SECURITY EXPENSES 45,450.00 45,450.00 30,151.77 169.38 15,298.23 66  
 0751 BAILIFF SALARY 220.00 220.00 0.00 0.00 220.00 00  
 SECURITY EXPENSE ACCOUNTS 45,700.00 45,700.00 30,151.77 169.38 15,548.23 66  
 REPORTING FUND--SECURITY FUND  
 INCOME TOTALS 45,700.00 45,700.00 6,028.61 1,707.63 39,671.39 13  
 EXPENSE TOTALS 45,700.00 45,700.00 30,151.77 169.38 15,548.23 66

ACT NUM ACCOUNT-TITLE ORIGINAL BUDGET-AMOUNT AMENDED BUDGET-AMOUNT ENCUMBERED YEAR-TO-DATE ACTIVITY YEAR-TO-DATE ACTIVITY MONTH-TO-DATE CURRENT USED BALANCE PCT  
 REPORTING FUND: 0094 TECHNOLOGY FUND EFFECTIVE MONTH - 01

0100 CASH ACCOUNTS

=====  
 0100 TECH COMBINED ACCOUNT 0.00 0.00 0.00  
 0140 TECH MONEY MARKET 1,572.95 435.23 10,573.06

CASH ACCOUNTS

1,572.95 435.23 10,573.06

0300 REVENUES

=====  
 0160 JP FEES 10,975.00 10,975.00 5,543.06 1,625.79 5,431.94 51  
 0210 INTEREST 25.00 25.00 39.89 9.44 14.89+ 160  
 0300 TRANS. UNENCUMBERED FD. BAL. 0.00 0.00 0.00 0.00 0.00  
 REVENUES 11,000.00 11,000.00 5,582.95 1,635.23 5,417.05 51

0825 TECHNOLOGY EXPENSE ACCOUNTS

=====  
 0825 JP TECHNOLOGY EXP. 11,000.00 11,000.00 4,010.00 1,200.00 6,990.00 36

TECHNOLOGY EXPENSE ACCOUNTS

11,000.00 11,000.00 4,010.00 1,200.00 6,990.00 36

TECHNOLOGY FUND

INCOME TOTALS 11,000.00 11,000.00 5,582.95 1,635.23 5,417.05 51  
 EXPENSE TOTALS 11,000.00 11,000.00 4,010.00 1,200.00 6,990.00 36

ACT NUM ACCOUNT-TITLE ORIGINAL BUDGET-AMOUNT AMENDED BUDGET-AMOUNT ENCUMBERED YEAR-TO-DATE ACTIVITY YEAR-TO-DATE MONTH-TO-DATE ACTIVITY YEAR-TO-DATE MONTH-TO-DATE CURRENT BALANCE USED PCT  
 -----  
 REPORTING FUND: 0095 CO/DIST COURT TECHNOLOGY EFFECTIVE MONTH - 01

0100 CASH ACCOUNTS

=====  
 0100 C/D COURT TECH COMBINED 0.00 0.00 0.00  
 0140 C/D COURT TECH MONEY MARKET 211.76 4.17 4,854.11

CASH ACCOUNTS

211.76 4.17 4,854.11

0300 REVENUES

=====  
 0160 C/D COURT TECH FEES 500.00 500.00 193.98 0.00 306.02 39  
 0210 INTEREST 0.00 0.00 17.78 4.17 17.78+

REVENUES

500.00 500.00 0.00 211.76 4.17 288.24 42

0825 C/D COURT EXPENSE ACCOUNTS

=====  
 0825 C/D COURT TECH EXP. 500.00 500.00 0.00 0.00 500.00 00

C/D COURT EXPENSE ACCOUNTS

500.00 500.00 0.00 0.00 500.00 00

CO/DIST COURT TECHNOLOGY

INCOME TOTALS 500.00 500.00 0.00 211.76 4.17 288.24 42  
 EXPENSE TOTALS 500.00 500.00 0.00 0.00 0.00 500.00 00

=====  
 ACT ACCOUNT-TITLE ORIGINAL BUDGET-AMOUNT AMENDED BUDGET-AMOUNT ENCUMBERED YEAR-TO-DATE ACTIVITY YEAR-TO-DATE MONTH-TO-DATE ACTIVITY YEAR-TO-DATE MONTH-TO-DATE CURRENT BALANCE USED PCT  
 REPORTING FUND: 0096 DIST. COURT RECORDS ARCHIVE EFFECTIVE MONTH - 01  
 =====

0100 CASH ACCOUNTS  
 =====  
 0100 DIST CT. RECORDS ARCH. COMBINED 0.00 0.00 0.00 0.00 0.00  
 0195 DIST CT. RECORDS ARCH. MONEY MARKE 168.67 3.07 2,394.69  
 -----  
 CASH ACCOUNTS 168.67 3.07 2,394.69  
 -----

0300 REVENUES  
 =====  
 0210 INTEREST 0.00 0.00 3.67 3.07 3.67+  
 0320 TRANSFER FROM RECORDS MANAGEMENT 0.00 0.00 0.00 0.00 0.00  
 0411 DIST. CLERK ARCHIVE FEES 150.00 150.00 165.00 0.00 15.00+ 110  
 -----  
 REVENUES 150.00 150.00 168.67 3.07 18.67+ 112  
 -----

0825 EXPENSE ACCOUNTS  
 =====  
 0815 DIST. CLERK ARCHIVE EXPENSE 150.00 150.00 0.00 0.00 150.00 00  
 -----  
 EXPENSE ACCOUNTS 150.00 150.00 0.00 0.00 150.00 00  
 -----

DIST. COURT RECORDS ARCHIVE  
 INCOME TOTALS 150.00 150.00 168.67 3.07 18.67+ 112  
 EXPENSE TOTALS 150.00 150.00 0.00 0.00 150.00 00

ACT ACCOUNT-TITLE ORIGINAL BUDGET-AMOUNT AMENDED BUDGET-AMOUNT ENCUMBERED YEAR-TO-DATE ACTIVITY YEAR-TO-DATE ACTIVITY YEAR-TO-DATE CURRENT USED BALANCE PCT  
 REPORTING FUND: 0097 COUNTY CLERK RECORDS ARCHIVE EFFECTIVE MONTH - 01

0100 CASH ACCOUNTS

=====  
 0100 CO. CLERK RECORDS ARCH. COMBINED 0.00 0.00 0.00  
 0195 CO. CLERK RECORDS ARCH. MONEY MARK 1,745.63 464.18 26,650.06  
 -----  
 CASH ACCOUNTS 1,745.63 464.18 26,650.06

0300 REVENUES

=====  
 0210 INTEREST 0.00 0.00 40.63 34.18 40.63+  
 0300 TRANS. UNENCUMBERED FD. BAL. 0.00 0.00 0.00 0.00 0.00  
 0320 TRANSFER FROM RECORDS MANAGEMENT 0.00 0.00 0.00 0.00 0.00  
 0412 CO. CLERK ARCHIVE FEES 6,600.00 6,600.00 1,705.00 430.00 4,895.00 26  
 -----  
 REVENUES 6,600.00 6,600.00 1,745.63 464.18 4,854.37 26

0825 EXPENSES

=====  
 0830 CO. CLERK ARCHIVE EXPENSE 6,600.00 6,600.00 0.00 0.00 6,600.00 00  
 -----  
 EXPENSES 6,600.00 6,600.00 0.00 0.00 6,600.00 00  
 -----  
 COUNTY CLERK RECORDS ARCHIVE  
 INCOME TOTALS 6,600.00 6,600.00 1,745.63 464.18 4,854.37 26  
 EXPENSE TOTALS 6,600.00 6,600.00 0.00 0.00 6,600.00 00

-----  
 ACT ORIGINAL AMENDED ENCUMBERED ACTIVITY ACTIVITY CURRENT USED  
 NUM ACCOUNT-TITLE BUDGET-AMOUNT BUDGET-AMOUNT YEAR-TO-DATE YEAR-TO-DATE MONTH-TO-DATE MONTH-TO-DATE BALANCE PCT  
 -----  
 REPORTING FUND: 0099 SUMMARY OF FUNDS EFFECTIVE MONTH - 01

| COMBINED TOTALS |              |              |        |  |              |            |              |    |  |
|-----------------|--------------|--------------|--------|--|--------------|------------|--------------|----|--|
| INCOME TOTALS   | 6,322,572.00 | 6,322,572.00 |        |  | 1,165,428.74 | 437,639.20 | 5,157,143.26 | 18 |  |
| EXPENSE TOTALS  | 6,682,006.00 | 6,682,006.00 | 112.50 |  | 1,948,446.52 | 501,919.69 | 4,733,446.98 | 29 |  |